

University of California Irvine

Z-CREW

Training and Program Review

Today's Goals

- ☐ Your role in an emergency
- ☐ **Review the UCI emergency response plan**
- ☐ Emergency preparedness
- ☐ Shelter in place protocol
- ☐ Answer your questions

What is an emergency?

What is an emergency?

 **Deliberate acts of destruction**



What is an emergency?

- ▮ Deliberate acts of destruction
- ▮ **Serious injury/many injuries**



What is an emergency?

- ▮ Deliberate acts of destruction
- ▮ Serious injury/many injuries
- ▮ **Airplane crash**



What is an emergency?

- ▮ Deliberate acts of destruction
- ▮ Serious injury/many injuries
- ▮ Airplane crash
- ▮ **Earthquake**

CSUN





What is an emergency?


- ▮ Deliberate acts of destruction
- ▮ Serious injury/many injuries
- ▮ Airplane crash
- ▮ Earthquake
- ▮ **Fire**

A photograph of a large fire burning in a window of a building. A massive, billowing cloud of white and grey smoke rises from the fire, filling much of the upper frame. The building's facade is made of light-colored stone or concrete panels. Several rectangular windows are visible, some of which are partially obscured by the smoke. The fire itself is bright orange and yellow, concentrated in the lower part of the frame.

Reines Hall Fire

23 JULY 2001

University of California, Irvine










What is an emergency?

- ▣ Deliberate acts of destruction
- ▣ Serious injury/many injuries
- ▣ Airplane crash
- ▣ Earthquake
- ▣ Fire

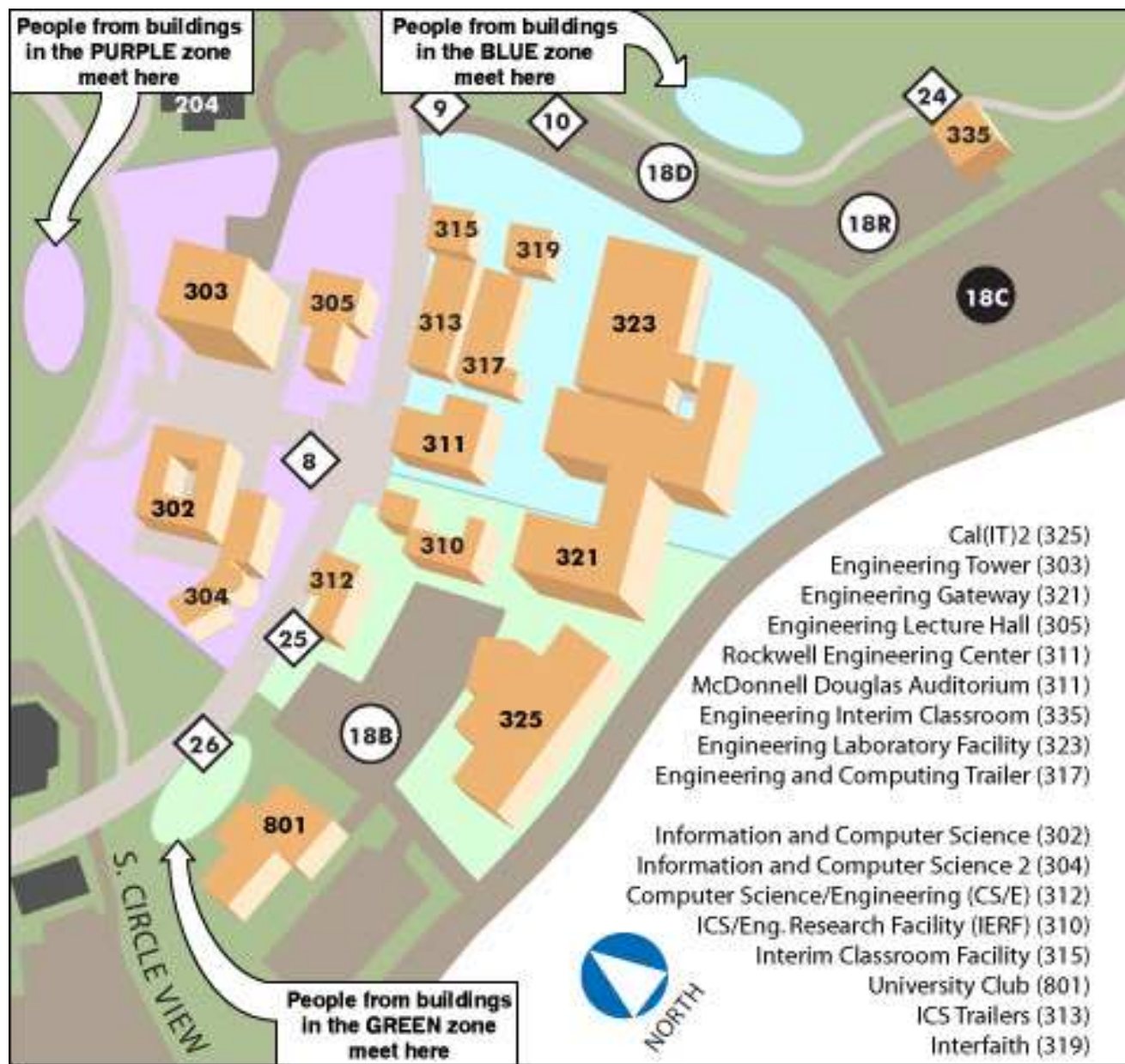
Preparing for the worst helps prepare us for the mundane and the unusual emergencies

Your personal role

-  **Shared responsibility –**
blue UCI flip chart
-  **Be prepared –**
personal emergency kits
-  **Know your responsibilities**
 -  **assembly area(s)**
 -  **Z-Crew duties**
-  **Grab your stuff**
-  **Participate in the zone program**

Your personal role

- Shared responsibility
- Be prepared – personal emergency kits
- Know your responsibilities**
 - assembly area(s)**
 - Z-Crew duties
- Grab your stuff
- Participate in the zone program




Purple areas will meet here



Green area will meet here



Blue area will meet here



EG-Alternative Assembly Area



UCI Emergency Response Plan

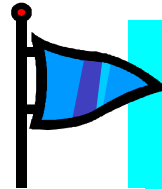
-  **Building Evacuation Plans**
-  **Zone Plans**
-  **Emergency Operations Center**

Building Emergency Plan



**Zone Captain
Command Post**

Zones



**Building
Coordinators
(1 for each building)**

Staging Area



**Department
Representatives**



**Floor Wardens
(1 for each floor)**



Employees



Students and Others





In an emergency

Floor Wardens

-  **Evacuate floor occupants to designated assembly areas**
-  **Hang “EVACUATED” signs on outside of empty rooms**
-  **Support Building Coordinator**
-  **<http://www.eng.uci.edu/safety/>**





In an emergency

Building Coordinators

-  **Compile floor reports from Floor Wardens**
-  **Reporting building status and emergencies to the Zone Captains**
-  **Getting information back to Floor Wardens**
-  **<http://www.eng.uci.edu/safety/>**

In an emergency

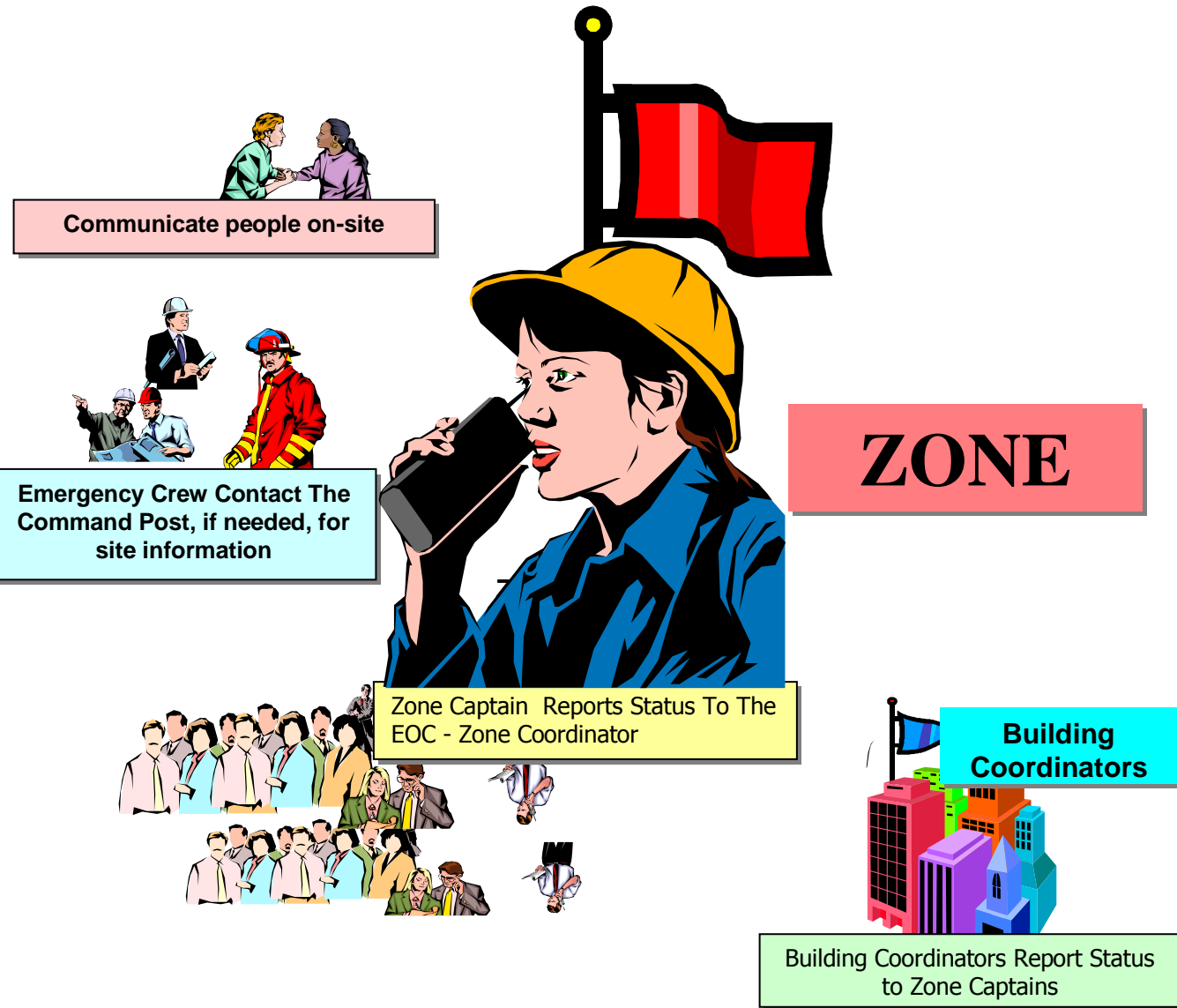
Zone Captain

-  **Eyes and ears of the EOC in the field**
-  **Check on the status of every building in their Zone**
-  **Reports of incidents and emergencies to the EOC**
-  **<http://www.eng.uci.edu/safety/>**

Command Posts

- **Point of contact for Building Coordinators**
- **Field contact point, if needed, for Z-Crew and arriving resources**
- **Radio communications with the EOC**
- **Process for advising people on site regarding emergency response operations (medical care & shelter)**
- **Lot 18D for campus wide evacuations.**
- **Local assembly areas for individual building evacuations.**

Zone Captain Command Posts









Plan Components

- **Buildings and facilities- Crew in place**
- **Emergency organization - Zones - EOC**
- **Supplies and equipment - complete and functional**
- **Communication system – radios, ham operators, runners**
- **Standardized plans - working together**
- **Updates and training - keeping it fresh**
- **GOAL: Everyone knows what to do - so in an emergency, problems are minimized**

Emergency Preparedness






Before the emergency

Floor Wardens

-  **Stay familiar with your floor people**
-  **Introduce new hires to the Zone**
-  **Keep floor emergency supplies ready**
-  **Keep emergency preparedness on the agenda**
 -  **Staff meetings**
 -  **Program/building changes**





Before the emergency

Building Coordinators

-  **Stay in touch with floor wardens and zone captain (and alternates)**
-  **Help keep emergency preparedness on the agenda**
-  **Keep Z-Crew intact by identifying FW turnover and recruiting replacements**
-  **Keep your building plans updated**
-  **Keep building emergency supplies ready**

Before the emergency

Zone Captain

-  **Stay in touch with floor wardens and zone captain alternates**
-  **Keep in touch with zone coordinator at Environmental Health and Safety**
-  **Keep Z-Crew intact by identifying BC turnover and recruiting replacements**
-  **Keep zone emergency supplies ready**

Shelter in place

- Close doors and windows
- Seal openings with wet cloth
- Zone 3 Shelter-in-place buildings
 - Engineering Gateway 321
 - Engineering Tower 303
 - Information & Computer Sciences 302
- <http://www.ehs.uci.edu/emerg.html>

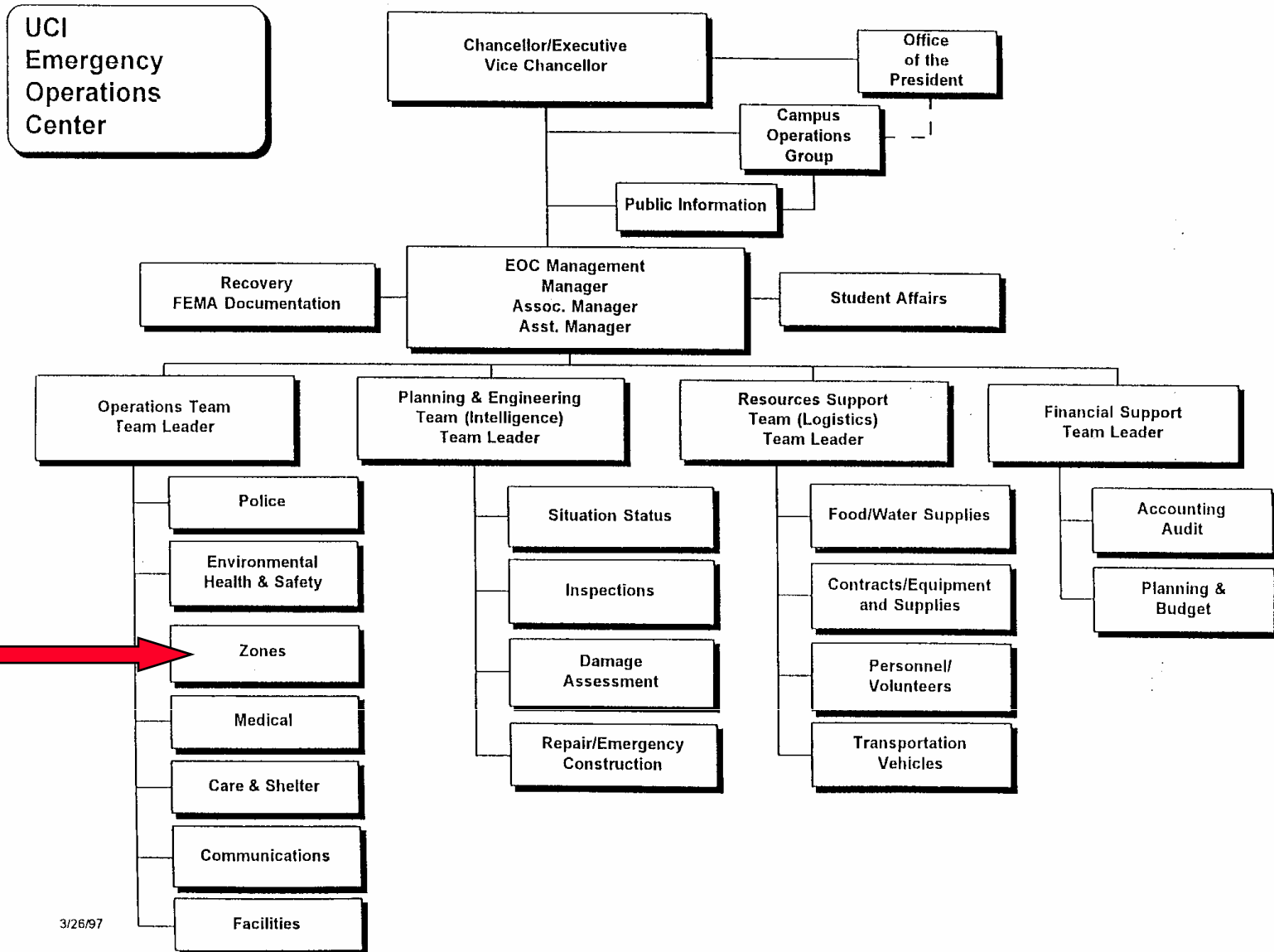
Questions?



Additional Slides

If time permits, or if questions
concern these items

Supplies and Equipment

- Radio
- Hard Hat
- Vest
- Forms
- Clipboard
- Pens
- Sturdy Shoes
- Sunglasses/ Safety Glasses
- Yellow Tape
- Markers and Paper for Emergency Signs
- Backpack



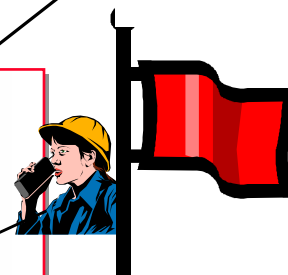
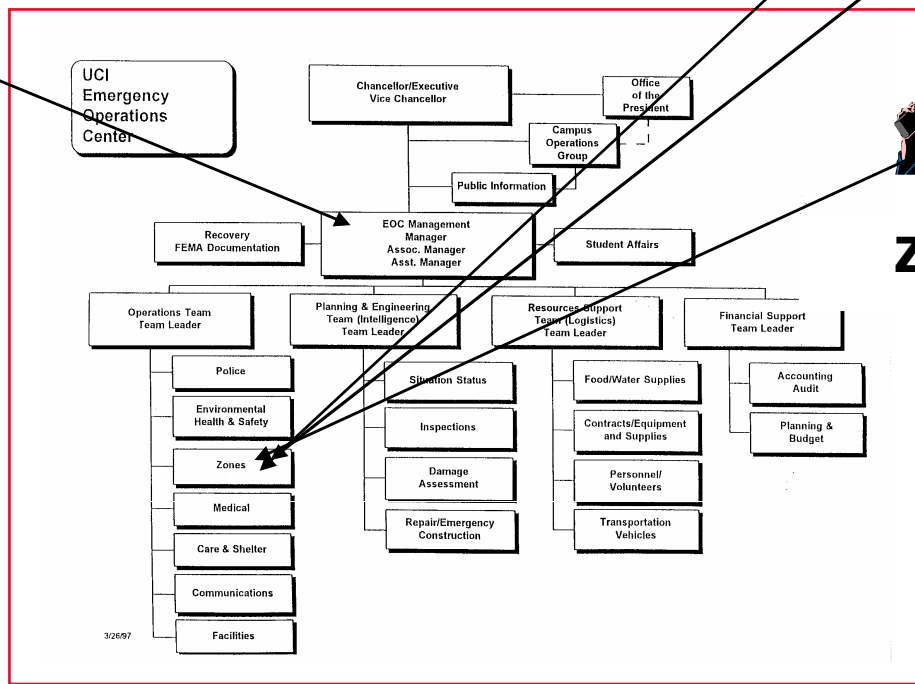


Zones

Zones











**Chancellor's
Executive
Committee**



Zones

**Zones in
Irvine**

Past Questions - What do you do if ...?

-  **You see smoke and flames at one of your buildings**
-  **You hear a loud explosion in the area**
-  **The Building Coordinator becomes surrounded by people and can't talk to you**
-  **You do not hear from one of your building coordinators**
-  **Someone tells you people are trapped and injured inside the building**
-  **People ask you about I-5 and I-405?**
-  **It's getting close to 5 pm and it's getting dark**
-  **It is Saturday and you are at home**